



加購配件·請參考25頁  
Extra purchase accessories  
Please refer to P.25



僅附此棘輪頭  
Only Accessory



■ 配件：收納用鐵製工具箱x1, 出廠校驗報告(符合ISO品質認證規範)x1, 說明書(中/英)x1, AAA電池x2, 迷你螺絲起子(更換電池用)x1, 棘輪接頭x1

■ Content : Storage steel box x1, Certificate of calibration report (Using ISO specification) x1, User guide(Bilingual) x1, Mini screwdriver(replace the battery) x1, Ratchet insert tool x1

## SPECIFICATIONS:

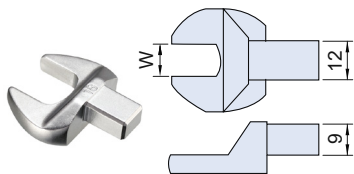
※Unit Conversion : 1 Nm = 10.2 kgf-cm = 0.738 lbf-ft = 8.851 lbf-in

產品編號 Item No.	精度 Accuracy	棘輪方頭 Drive	插槽 Insert	設定範圍 Setting Range	建議使用範圍 Suggested Range	解析度 Resolution	扳手長度 Length(mm)	扳手重量 Weight(g)
WM-I06-1	CW:±3% CCW:±4%	1/4"	9x12mm	0.6~6 Nm	0.9~6 Nm	0.01 Nm	255	270
WM-I15-1				1.5~15 Nm	2.25~15 Nm			
WM-I25-1				2.5~25 Nm	3.75~25 Nm			

註：精度的扭力範圍在最大操作值的20%~100%

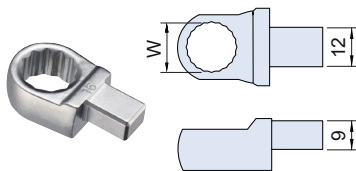
Notes: Accuracy guaranteed at 20% to 100% of full scale.

9X12 開口式扭力接頭  
Open-ended Insert tools



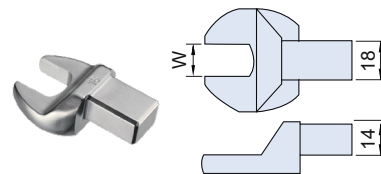
產品編號 Item No.	W (mm)	適用產品 Apply to	
W-Y0107	7	WM-I06-1 WM-I15-1 WM-I25-1 WI-30-1 WI-60-2 WI-135-2 WD-I30-1-BT	
W-Y0108	8		
W-Y0109	9		
W-Y0110	10		
W-Y0111	11		
W-Y0112	12		
W-Y0113	13		
W-Y0114	14		
W-Y0115	15		
W-Y0116	16		
W-Y0117	17		
W-Y0118	18		
W-Y0119	19		
W-Y0121	21		WI-30-1
W-Y0122	22		WI-60-2
W-Y0124	24		WI-135-2 WD-I30-1-BT

9X12 梅花式扭力接頭  
Ring Insert tools



產品編號 Item No.	W (mm)	適用產品 Apply to	
W-R0107	7	WM-I06-1 WM-I15-1 WM-I25-1 WI-30-1 WI-60-2 WI-135-2 WD-I30-1-BT	
W-R0108	8		
W-R0109	9		
W-R0110	10		
W-R0111	11		
W-R0112	12		
W-R0113	13		
W-R0114	14		
W-R0115	15		
W-R0116	16		
W-R0117	17		
W-R0118	18		
W-R0119	19		
W-R0121	21		WI-30-1
W-R0122	22		WI-60-2
W-R0124	24		WI-135-2 WD-I30-1-BT

14X18 開口式扭力接頭  
Open-ended Insert tools



產品編號 Item No.	W (mm)	適用產品 Apply to
W-Y0213	13	WI-30-3 WI-60-3 WI-135-3 WI-200-3 WI-340-3 WI-400-3 WD-I100-2-BT WD-I200-3-BT
W-Y0214	14	
W-Y0216	16	
W-Y0217	17	
W-Y0218	18	
W-Y0219	19	
W-Y0221	21	
W-Y0222	22	
W-Y0224	24	
W-Y0226	26	
W-Y0227	27	
W-Y0230	30	
W-Y0232	32	
W-Y0234	34	
W-Y0236	36	
W-Y0238	38	