



數位扭力扳手 *Digital Torque Wrench*

- LCD背光顯示
- 順時針及逆時針皆可操作
- 峰值保持(K)與扭力追隨(F)模式(可訂製特殊K模式)
- 四種扭力單位·可供選擇切換:N-m, kgf-cm, lbf-in, lbf-ft
- 蜂鳴聲、LED燈警示(到達預設扭力值80%時)
- 震動警示(到達預設扭力值90%時)
- 省電模式-2分鐘自動關機(可訂製不關機模式)
- 記錄使用次數、歷史最大扭矩
- 電池款:一般型:AA電池*2
迷你型:AAA電池*2
充電款:Type-C充電線

- LCD backlight display
- Both operator for cw, ccw
- Two modes : F(Track) / K(Peak)
- 4 units change: N-m, kgf-cm, lbf-in, lbf-ft
- Warning function : Beep, LED indicator
(When reach the torque setting value 80%)
- Vibration function : When reach the torque setting value 90%
- Automatically powers off when not in use for 2 minutes
(The non-shutdown mode can be customized)
- Recording usage frequency and the historical maximum torque
- Battery Type: AA x 2 batteries
Mini Type:AAA x 2 batteries
Recharge Type: Type-C cable



影片
Video



電腦軟體
software



加購配件
Extra purchase accessories



棘輪方頭/插槽
Drive / Insert

內附配件/Accessory



- 棘輪頭可依照工作需求更換成所需款式。扭力接頭請參考26頁
- 配件：收納用鐵製工具箱x1, 出廠校驗報告(符合ISO品質認證規範)x1, 說明書(中/英)x1, 肩齒式扭力接頭 x1, 電池款: AA電池x2, 充電款: Type-C 充電線
- The ratchet head can change to open insert tool or ring insert tool. Insert tools, Please refer to P.27
- Content : Storage steel box x1, Certificate of calibration report x1, User guide(Bilingual) x1, Ratchet insert tool x1, Recharge Type: Type-C cable

SPECIFICATIONS:

※Unit Conversion : 1 Nm = 10.2 kgf-cm = 0.738 lbf-ft = 8.851 lbf-in

產品編號 Item No. 藍牙-充電款 Bluetooth Type	精度 Accuracy	棘輪方頭 / 插槽 Drive / Insert	設定範圍 Setting Range	建議使用範圍 Suggested Range	解析度 Resolution	扳手長度 Length(mm)	扳手重量 Weight(±50g)	
WI-30-1-BT	CW:±2% CCW:±3%	1/4" / 9x12mm	3~30 Nm	4.5~30 Nm	0.01 Nm	403	750	
WI-60-2-BT			6~60 Nm	9~60 Nm		413	800	
WI-135-2-BT			13.5~135 Nm	20~135 Nm	0.1 Nm	425	900	
WI-30-3-BT		1/2" / 14x18mm		3~30 Nm	6~30 Nm	0.01 Nm	435	950
WI-60-3-BT				6~60 Nm	12~60 Nm			
WI-135-3-BT				13.5~135 Nm	20~135 Nm	0.1 Nm	559	1350
WI-200-3-BT				20~200 Nm	30~200 Nm			
WI-340-3-BT				34~340 Nm	50~340 Nm			
WI-400-3-BT	40~400 Nm	60~400 Nm			665	1500		

藍牙功能
Bluetooth features



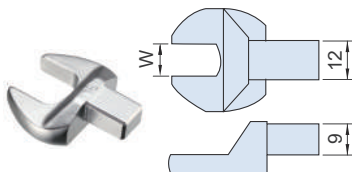
將扳手歷史數據
連線手機進行輸出

Output wrench
historical data
to the connected
mobile phone

註：精度的扭力範圍在最大操作值的20%~100%

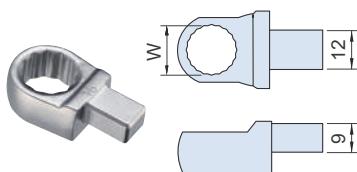
Notes: Accuracy guaranteed at 20% to 100% of full scale.

9X12 開口式扭力接頭
Open-ended Insert tools



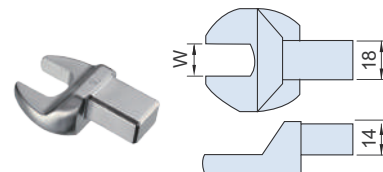
產品編號 Item No.	W (mm)	適用產品 Apply to	
W-Y0107	7	WM-I06-1 WM-I15-1 WM-I25-1 WI-30-1 WI-60-2 WI-135-2	
W-Y0108	8		
W-Y0109	9		
W-Y0110	10		
W-Y0111	11		
W-Y0112	12		
W-Y0113	13		
W-Y0114	14		
W-Y0115	15		
W-Y0116	16		
W-Y0117	17		
W-Y0118	18		
W-Y0119	19		
W-Y0121	21		WI-30-1
W-Y0122	22		WI-60-2
W-Y0124	24	WI-135-2	

9X12 梅花式扭力接頭
Ring Insert tools



產品編號 Item No.	W (mm)	適用產品 Apply to	
W-R0107	7	WM-I06-1 WM-I15-1 WM-I25-1 WI-30-1 WI-60-2 WI-135-2	
W-R0108	8		
W-R0109	9		
W-R0110	10		
W-R0111	11		
W-R0112	12		
W-R0113	13		
W-R0114	14		
W-R0115	15		
W-R0116	16		
W-R0117	17		
W-R0118	18		
W-R0119	19		
W-R0121	21		WI-30-1
W-R0122	22		WI-60-2
W-R0124	24	WI-135-2	

14X18 開口式扭力接頭
Open-ended Insert tools



產品編號 Item No.	W (mm)	適用產品 Apply to
W-Y0213	13	WI-30-3 WI-60-3 WI-135-3 WI-200-3 WI-340-3
W-Y0214	14	
W-Y0216	16	
W-Y0217	17	
W-Y0218	18	
W-Y0219	19	
W-Y0221	21	
W-Y0222	22	
W-Y0224	24	
W-Y0226	26	
W-Y0227	27	
W-Y0230	30	
W-Y0232	32	
W-Y0234	34	
W-Y0236	36	
W-Y0238	38	